







HOLE		1	2	3	4	5	6	7	8	9	Out	Int	10	11	12	13	14	15	16	17	18	In	Tot	Hcp	Net	
Par	HDCP	5	3	4	4	4	3	4	3	5	35			4	3	4	5	4	3	4	4	5	36	71		RATING/ SLOPE
 1-5		525	151	420	400	375	205	435	175	515	3201			425	193	439	580	445	179	410	405	529	3605	6806		M: 73.0/140 W: 78.5/146
 6-13		499	132	390	383	366	188	425	152	489	3024			397	173	397	560	421	163	392	385	488	3376	6400		M: 71.2/135 W: 76.3/142
 14-24		463	123	370	356	332	165	389	134	457	2789			380	150	358	525	362	146	364	348	479	3112	5901		M: 68.6/131 W: 73.7/135
Men's Stroke		5	15	3	11	9	13	1	17	7				6	18	12	2	4	14	8	16	10				
+/-																										
+/-																										
+/-																										
 25+		421	99	351	302	291	141	375	121	414	2515			306	118	252	480	333	123	333	326	429	2700	5215		M: 66.0/125 W: 70.1/125
Women's Stroke		7	17	3	9	11	13	1	15	5				6	16	14	2	8	18	10	12	4				

Date: \_\_\_\_\_ Scorer: \_\_\_\_\_ Attest: \_\_\_\_\_